


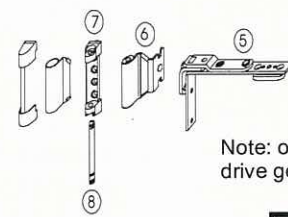


French casement window Turn only
 SRW 280 - 800 for second opening sash
 SRW 280 - 1300 for first opening sash
 SRH 500 - 2350
 Koemmerling Gold



Nº	Turn only top hinge	Nº	Shootbolt top
52462	for PVC (5)	52505	Eurogroove 6/8/4 (18)
		41263	Spacer bar

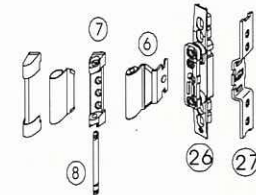
Nº	Sissor Stay Hinge PVC	
52480	with positioning pin 3mm silver	(7)
52486	Rebated Sissor Stay Arm 12/20-13	(6)
94491	Spindle Bar	(8)



Note: over SRW 800mm you have to use french casement drive gears. Assembly shootbolt with centre look is not possible

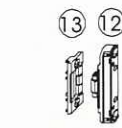
Nº	Striker plates
34610	Striker (15)
95075	Sash lifter (16)

Nº	Compressed Middle Hinge
52480	Sissor Stay Hinge (7)
52486	Rebated Sissor Stay A. (6)
94491	Spindle Bar (8)
52321	Tilt only Hinge adjustable (26)
or	
94030	Til only Hinge for PVC Fix (27)

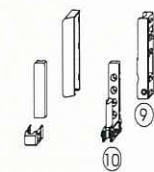


Nº	Option for windows Universal Compression device
52467	Sash Part (12)
35971	Frame part Koemmerling Gold (13)

Note: SRH 800 - 1750mm 1 Middle Hinges
 SRH 1750 - 2350mm 2 Middle Hinges

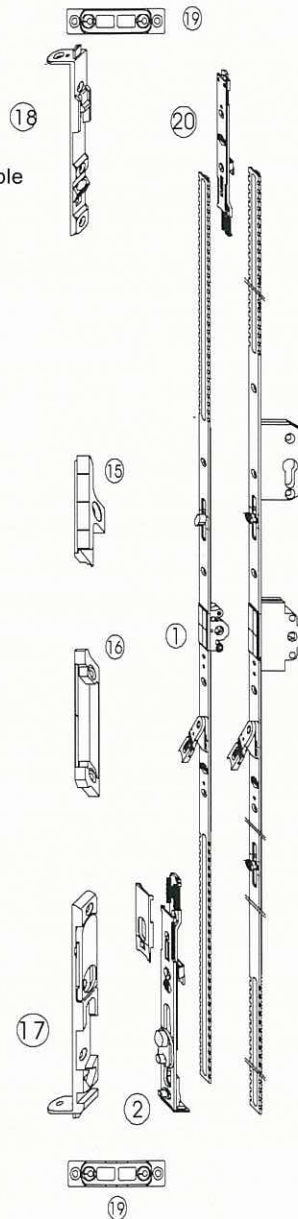


Nº	Corner Support
52478	3mm positioning pin (9)



Nº	Pivot Post
52483	3mm positioning pin (10)

Nº	Shootbolt bottom
52504	Eurogroove 6/8/4 (17)
41263	Spacer bar



(20) Nº	End Piece	
10795	with Shoot bolt 90° restriction	370 - 2350

(1) Nº	T & T-Drive Gear Var BS15 VHH		
52422	Size 1 silver	var	500 - 650
52423	Size 2 silver	var	601 - 900
52425	Size 3 silver	var	901 - 1300
52426	Size 4 silver	var	1300 - 1800

for balkonery door

52427	Size 5 silver	var	1851 - 2350
-------	---------------	-----	-------------

option balkonery door T&T Drive Gear lockable BS 30mm

59494	Size 5 BS 30mm silver	var	1851 - 2350
-------	-----------------------	-----	-------------

(3) Nº	Centre Lock	
54674	Size 400	751 - 1050
54675	Size 528	1051 - 1300
54676	Size 628	1251 - 1500

Note: over SRW 800mm you have to use centre looks

Nº	Striker plates
34220	Striker (14)
26309	Shoot Bolt Striker (19)

(2) Nº	Tilt Lock Bolt	
52432	for Windows	500 - 1800
52433	for Doors	1801 - 2350

